

copyright of:  
**Accent the Party**  
[www.accenttheparty.com](http://www.accenttheparty.com)

**Materials:**

8.5×11 paper paper or heavy cardstock.  
You can also print on paper and glue to  
foam or cardboard and cut out.

Dowels

Foam core

Spray Mount

Exacto Knife

Tape



Step One: Print out pictures of the props.

Step Two: Using the spray mount adhere the paper to the foam core.

Step Three: Using a sharp exacto knife cut out the shapes of the props.


Step Four: Tape a wood dowel to the backside of the prop.




Accent the Party  
[www.accenttheparty.com](http://www.accenttheparty.com)



Accent the Party  
[www.accenttheparty.com](http://www.accenttheparty.com)





Accent the Party  
[www.accenttheparty.com](http://www.accenttheparty.com)





Accent the Party  
[www.accenttheparty.com](http://www.accenttheparty.com)





Accent the Party  
[www.accenttheparty.com](http://www.accenttheparty.com)