

copyright of:  
Accent the Party  
[www.accenttheparty.com](http://www.accenttheparty.com)

Materials:  
8.5×11 paper paper or heavy cardstock.  
You can also print on paper and glue to  
foam or cardboard and cut out.

Dowels  
Foam core  
Spray Mount  
Exacto Knife  
Tape



Step One: Print out pictures of the props.

Step Two: Using the spray mount adhere the paper to the foam  
core.

Step Three: Using a sharp exacto knife cut out the shapes  
of the props.

Step Four: Tape a wood dowel to the backside of the prop.



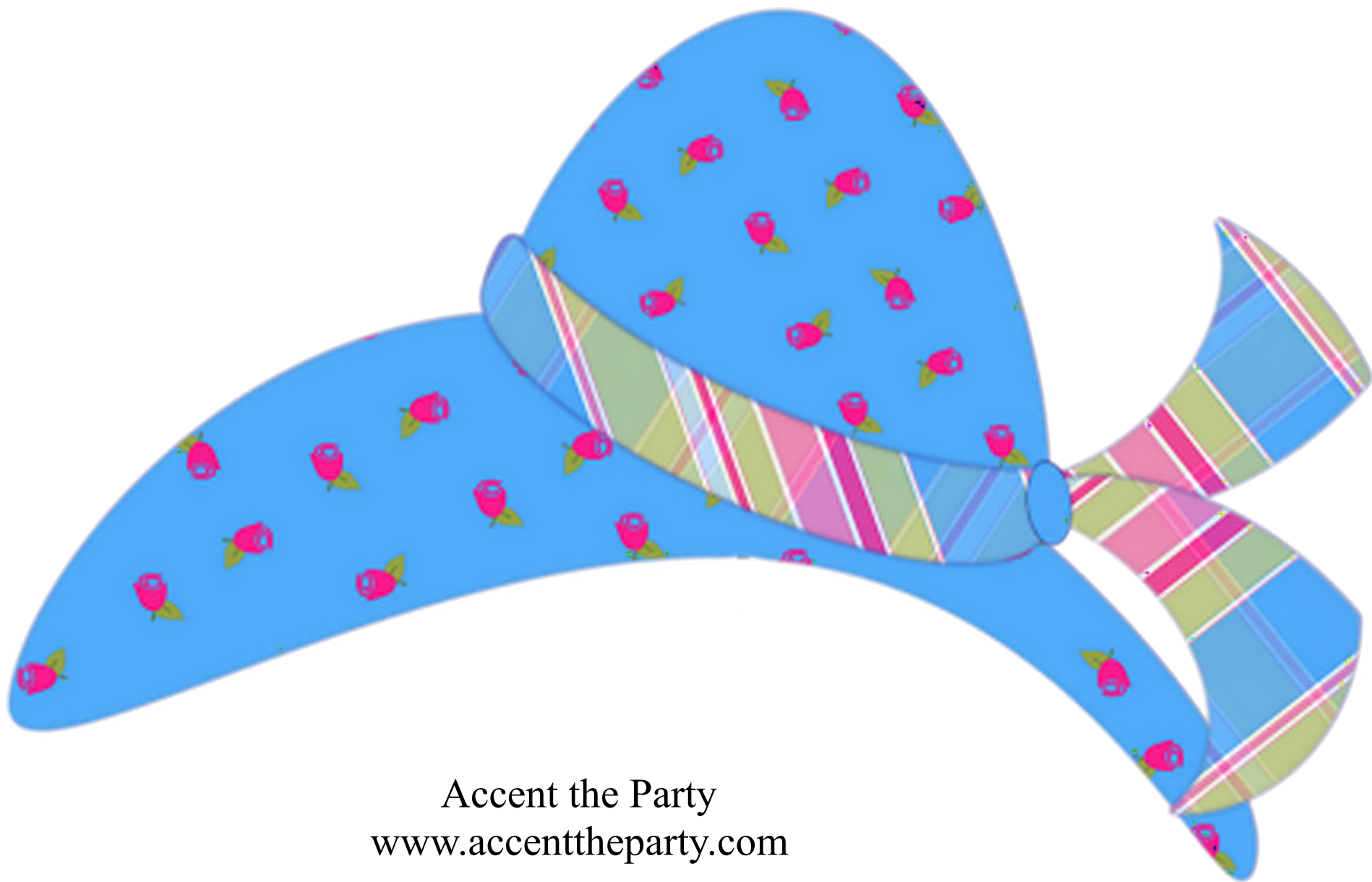
Accent the Party  
[www.accenttheparty.com](http://www.accenttheparty.com)



Accent the Party  
[www.accenttheparty.com](http://www.accenttheparty.com)

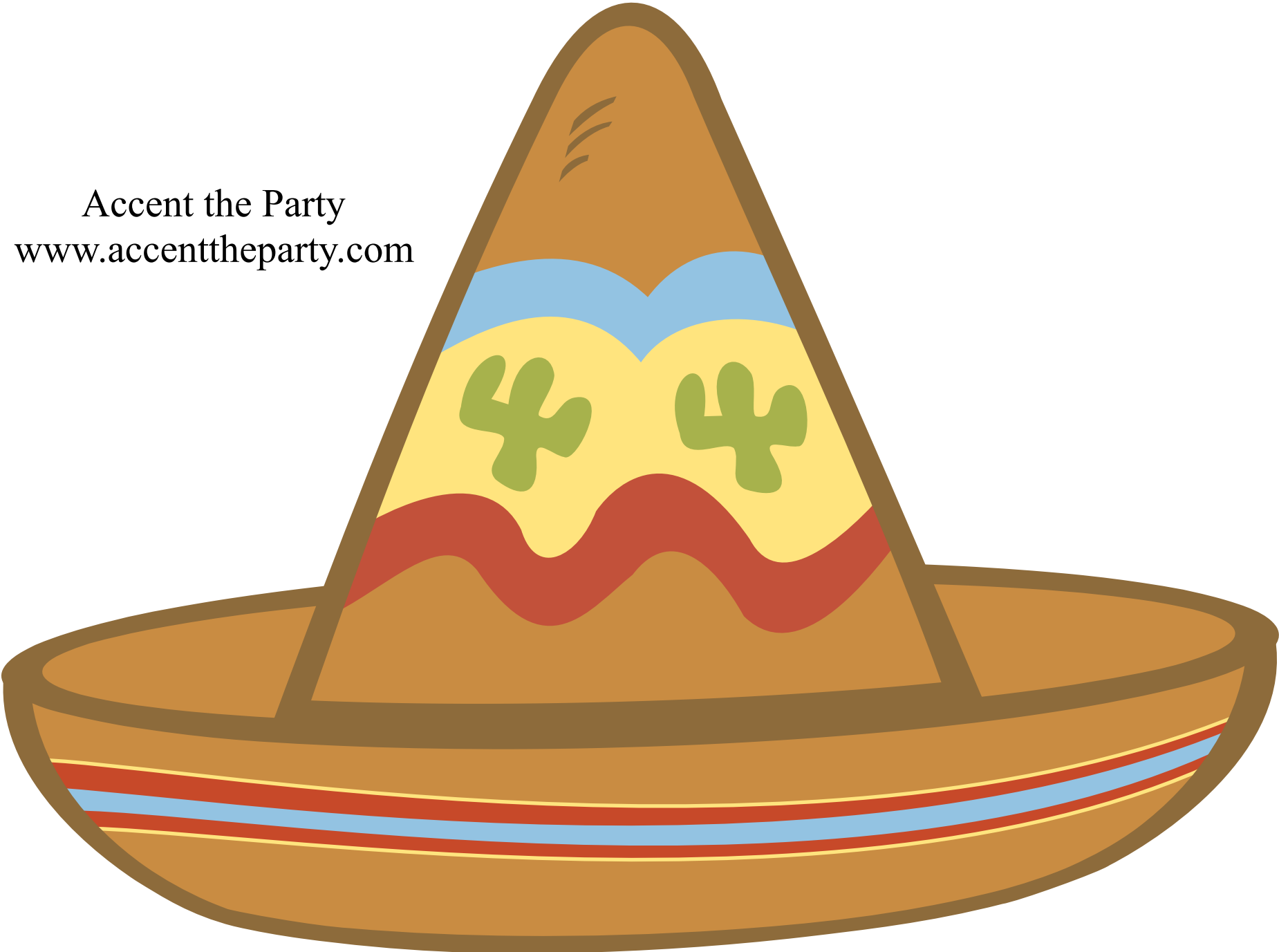


Accent the Party  
[www.accenttheparty.com](http://www.accenttheparty.com)




Accent the Party  
[www.accenttheparty.com](http://www.accenttheparty.com)

Accent the Party  
[www.accenttheparty.com](http://www.accenttheparty.com)



Accent the Party  
[www.accenttheparty.com](http://www.accenttheparty.com)



Accent the Party  
[www.accenttheparty.com](http://www.accenttheparty.com)

